

## Certificate of Analysis

**Company:** Theory Wellness of VT  
 768 Putney Rd  
 Brattleboro, VT 05301

**Sample ID:** Vape Oil- Distillate- Lemon Fuel

**Lot:** 0054-DISTLEFU1

**Report Date:** 10/11/2023

**Matrix:** Distillate

**Date Analyzed:** 10/9/2023

**Customer ID:** 230609-0

**Date Sampled:** N/A

**Analyst:** 011

**Grower License #:** MANU0054

**Date Received:** 10/2/2023

**Report ID:** C231002BF

### Cannabinoid Summary

Cannabinoid Profile	LOQ (mg/g)	Concentration (mg/g)	Weight (%)
CBDVA	0.0005	<LOQ	<LOQ
CBDV	0.0012	<LOQ	<LOQ
CBDA	0.0008	<LOQ	<LOQ
CBGA	0.0008	1.74	0.17
CBG	0.0019	34.26	3.43
CBD	0.0019	1.63	0.16
THCV	0.0021	5.27	0.53
CBN	0.0013	6.96	0.70
Δ9-THC	0.0020	748.09	74.81
Δ8-THC	0.0019	<LOQ	<LOQ
THC-A	0.0034	10.78	1.08
CBC	0.0024	17.01	1.70
<b>Total THC</b>		<b>757.54</b>	<b>75.75</b>
<b>Total CBD</b>		<b>1.63</b>	<b>0.16</b>
<b>Total Cannabinoids</b>		<b>825.74</b>	<b>82.57</b>

**75.75%**  
  
**Total THC**


**0.16%**  
  
**Total CBD**

**82.57%**  
  
**Total Cannabinoids**

**74.81%**  
  
**Δ9-THC**

**N/A**  
  
**Percent Moisture**

**1 : 0**  
  
**THC : CBD Ratio**



**Cannabinoids Methodology:** High Performance Liquid Chromatography (HPLC) using PerkinElmer FLEXAR™ with Photo Diode Array Detector (PDA)

Total CBD and total THC are calculated values, to account for assumed decarboxylation from the acid form (THCA or CBDA) to the neutral form, causing weight loss of the acid group. These values are calculated as follows:  
 Total THC = (THCA x 0.877) + Δ9-THC      Total CBD = (CBDA x 0.877) + CBD  
 Ratio of Total CBD: Total THC      Reagent Blanks: < LOQs for all analytes

LOQ = The lowest quantity that this method can reliably detect. Any cannabinoid that was not detected is assumed to be less than the stated LOQ (<LOQ).

All results reflect dry weight of material, based on % moisture of the sample.

Measurement of Uncertainty (MU): the parameter, associated with the result of a measurement, that characterizes the dispersion of the values that could reasonably be attributed to the particular quantity subject to measurement.  
 Δ9-THC MU = ±0.005%      Total THC MU = ±0.007%

All other cannabinoid MU values are available upon request.

All moisture analysis is determined by loss-on-drying measurement using OHAUS Model MB90 Moisture Content Readers.

This report shall not be reproduced except in full without approval of the laboratory. This is to provide assurance that parts of a report are not taken out of context. Results apply to the samples as received.

Certified by: *Luke E.M*  
 Luke Emerson Mason (Laboratory Director, Bia Diagnostics)

## Certificate of Analysis

**Company:** Theory Wellness of VT  
 768 Putney Rd  
 Brattleboro, VT 05301

**Sample ID:** Vape Oil- Distillate- Lemon Fuel  
**Lot:** 0054-DISLEFU1  
**Matrix:** Distillate

**Report Date:** 10/12/2023  
**Date Analyzed:** 10/6/2023

**Customer ID:** 230609-0  
**Grower License #:** MANU0054

**Date Sampled:** N/A  
**Date Received:** 10/2/2023

**Analyst:** 048  
**Report ID:** C231002BF


### Terpenes Summary

Terpene	LOQ (mg/g)	Results (mg/g)	Weight (%)
<b>α- Pinene</b>	0.010	1.881	0.188
<b>Camphene</b>	0.010	0.103	0.010
<b>β-Myrcene</b>	0.010	8.714	0.871
<b>b-Pinene</b>	0.010	2.768	0.277
<b>3-Carene</b>	0.010	3.431	0.343
<b>α-Terpinene</b>	0.010	1.252	0.125
<b>Limonene</b>	0.010	8.366	0.837
<b>p-Cymene</b>	0.010	<LOQ	<LOQ
<b>Ocimene</b>	0.010	0.562	0.056
<b>Eucalyptol</b>	0.010	0.131	0.013
<b>γ-Terpinene</b>	0.010	0.871	0.087
<b>Terpinolene</b>	0.010	10.693	1.069
<b>Linalool</b>	0.010	1.690	0.169
<b>Isopulegol</b>	0.010	<LOQ	<LOQ
<b>Geraniol</b>	0.010	<LOQ	<LOQ
<b>Caryophyllene</b>	0.010	1.727	0.173
<b>α-Humulene</b>	0.010	0.412	0.041
<b>Trans-Nerolidol</b>	0.010	<LOQ	<LOQ
<b>Cis-Nerolidol</b>	0.010	<LOQ	<LOQ
<b>Guaiol</b>	0.010	<LOQ	<LOQ
<b>Caryophyllene Oxide</b>	0.010	<LOQ	<LOQ
<b>α-Bisabolol</b>	0.010	0.025	0.003
<b>Total Terpenes</b>		42.626	4.262

N/A
Percent Moisture

LOQ = The lowest quantity this method can reliably detect. Any terpene that was not detected is assumed to be less than the stated LOQ (<LOQ).

Terpene Methodology: Headspace Sampler, Gas Chromatography-Mass Spectrometry (GC-MS), using Perkin Elmer Clarus® SQ8 GC MS



Reagent Blanks: < LOQs for all analytes

All results reflect dry weight of material, based on % moisture of the sample.

All moisture analysis is determined by loss-on-drying measurement using OHAUS Model MB90 Moisture Content Readers.

This report shall not be reproduced except in full without approval of the laboratory. This is to provide assurance that parts of a report are not taken out of context. Results apply to the samples as received.

Certified by:



Luke Emerson Mason (Laboratory Director, Bia Diagnostics)

## Certificate of Analysis

**Company:** Theory Wellness of VT  
 768 Putney Rd  
 Brattleboro, VT 05301

**Sample ID:** Vape Oil- Distillate- Lemon Fuel

**Lot:** 0054-DISLEFU1

**Report Date:** 10/12/2023

**Date Analyzed:** 10/12/2023

**Customer ID:** 230609-0

**Matrix:** Distillate

**Analyst:** 049

**Grower License #:** MANU0054


**Date Sampled:** N/A

**Date Received:** 10/2/2023

**Report ID:** C231002BF

### Pathogen Summary

Target Pathogens	Method	LOD (cfu/g)	Result (cfu/g)
Aspergillus - flavus, fumigatus, niger, terreus	Aspergillus AOAC PTM No. 032104	5	<LOD
STEC	STEC Virx AOAC PTM No. 121203	5	<LOD
Salmonella spp.	Salmonella II AOAC PTM No. 010803	5	<LOD



Test Methodology: Bio-Rad IQ-Check PCR Kits

cfu/g = colony forming units per gram

LOD = The lowest quantity that this method can reliably detect. Any microbial growth that was not detected is assumed to be less than the stated LOD (<LOD).

Reagent Blanks: <LOD for all analytes

This report shall not be reproduced except in full without approval of the laboratory. This is to provide assurance that parts of a report are not taken out of context. Results apply to the samples as received.


Certified by: *Luke E. M.*  
 Luke Emerson Mason (Laboratory Director, Bia Diagnostics)

## Certificate of Analysis

<b>Company:</b> Theory Wellness of VT 768 Putney Rd Brattleboro, VT 05301  <b>Customer ID:</b> 230609-0 <b>Grower License #:</b> MANU0054	<b>Sample ID:</b> Vape Oil- Distillate- Lemon Fuel <b>Lot:</b> 0054-DISTLEFU1 <b>Matrix:</b> Distillate <b>Date Sampled:</b> N/A <b>Date Received:</b> 10/2/2023	<b>Report Date:</b> 10/11/2023 <b>Date Analyzed:</b> 10/11/2023 <b>Analyst:</b> 048 <b>Report ID:</b> C231002BF
--	--	--

## Heavy Metal Summary

Heavy Metal Profile	LOQ (ppm)	Concentration (ppm)
<b>Arsenic (As)</b>	0.0001	<b>0.0030</b>
<b>Cadmium (Cd)</b>	0.0001	<LOQ
<b>Mercury (Hg)</b>	0.0001	<LOQ
<b>Lead (Pb)</b>	0.0001	<b>0.0300</b>



N/A
Percent Moisture

Heavy Metal Methodology: ICP-MS using PerkinElmer NexION® 2000 ICP Mass Spectrometer

Reagent Blanks: < LOQs for all analytes

ppm = parts per million

LOQ = The lowest quantity that this method can reliably detect. Any heavy metal that was not detected is assumed to be less than the stated LOQ (<LOQ).

All results reflect dry weight of material, based on % moisture of the sample.

All moisture analysis is determined by loss-on-drying measurement using OHAUS Model MB90 Moisture Content Readers.

This report shall not be reproduced except in full without approval of the laboratory. This is to provide assurance that parts of a report are not taken out of context. Results apply to the samples as received.

Certified by: *Luke E. M.*  
 Luke Emerson Mason (Laboratory Director, Bia Diagnostics)

## Certificate of Analysis

**Company:** Theory Wellness of VT  
 768 Putney Rd  
 Brattleboro, VT 05301

**Sample ID:** Vape Oil- Distillate- Lemon Fuel

**Lot:** 0054-DISTLEFU1

**Report Date:** 10/11/2023

**Matrix:** Distillate

**Date Analyzed:** 10/5/2023

**Customer ID:** 230609-0

**Date Sampled:** N/A

**Analyst:** 048

**Grower License #:** MANU0054

**Date Received:** 10/2/2023

**Report ID:** C231002BF


### Residual Solvents Summary

Residual Solvent	LOQ (µg/g)	Results (µg/g)
Benzene	0.20	<LOQ
Chloroform	6.00	<LOQ
Methylene Chloride	60.00	<LOQ
Trichloroethylene	500.00	<LOQ
Acetone	500.00	<LOQ
Acetonitrile	40.00	<LOQ
Propane	500.00	<LOQ
Butane	500.00	<LOQ
Ethanol	500.00	<LOQ
Ethyl acetate	500.00	<LOQ
Ethyl Ether	500.00	<LOQ
Heptane	500.00	<LOQ
Hexane	30.00	<LOQ
Isopropyl Alcohol	500.00	<LOQ
Methanol	300.00	<LOQ
Pentane	500.00	<LOQ
Toluene	90.00	<LOQ
Total Xylenes	200.00	<LOQ

LOQ = The lowest quantity that this method can reliably detect. Any residual solvent that was not detected is assumed to be less than the stated LOQ (<LOQ).

Residual Solvent Methodology: Headspace Sampler, Gas Chromatography-Mass Spectrometry (GC-MS), using Perkin Elmer Clarus® SQ8 GC MS

Reagent Blanks: < LOQs for all analytes



This report shall not be reproduced except in full without approval of the laboratory. This is to provide assurance that parts of a report are not taken out of context. Results apply to the samples as received.

Certified by: Luke E. M.  
 Luke Emerson Mason (Laboratory Director, Bia Diagnostics)

## Certificate of Analysis

**Company:** Theory Wellness of VT  
 768 Putney Rd  
 Brattleboro, VT 05301

**Sample ID:** Vape Oil- Distillate- Lemon Fuel  
**Lot:** 0054-DISLEFU1  
**Matrix:** Distillate

**Report Date:** 10/12/2023  
**Date Analyzed:** 10/11/2023

**Customer ID:** 230609-0

**Date Sampled:** N/A

**Analyst:** 045

**Grower License #:** MANU0054

**Date Received:** 10/2/2023

**Report ID:** C231002BF


### Pesticides/Mycotoxins Summary

Category II Residual Pesticide	LOQ (ppm)	Concentration (ppm)
Abamectin	0.0100	<LOQ
Acephate	0.0010	<LOQ
Acequinocyl	0.0010	<LOQ
Azoxystrobin	0.0010	<LOQ
Bifenazate	0.0010	<LOQ
Bifenthrin	0.0010	<LOQ
Carbaryl	0.0010	<LOQ
Cypermethrin	0.0100	<LOQ
Etoazole	0.0010	<LOQ
Imidacloprid	0.0010	<LOQ
Myclobutanil	0.0010	<LOQ
Pyrethrin I	0.0010	<LOQ
Pyrethrin II	0.0010	<LOQ
Spinosyn A	0.0010	<LOQ
Spinosyn D	0.0010	<LOQ

Category II Mycotoxin	LOQ (ppm)	Concentration (ppm)
Ochratoxin A	0.0020	NOT TESTED
Aflatoxin B1	0.0002	NOT TESTED
Alfatoxin B2	0.0010	NOT TESTED
Alfatoxin G1	0.0002	NOT TESTED
Alfatoxin G2	0.0010	NOT TESTED

Category I Residual Pesticide	LOQ (ppm)	Concentration (ppm)
Chlorpyrifos	0.0010	<LOQ
Imazalil	0.0010	<LOQ

N/A
Percent Moisture



LOQ = The lowest quantity this method can reliably detect. Any pesticide or mycotoxins that was not detected is assumed to be less than the stated LOQ (<LOQ).

All results reflect dry weight of material, based on % moisture of the sample.

ppb = parts per billion

Pesticides/Mycotoxin Methodology: Liquid Chromatography with Tandem Mass Spectrometry using PerkinElme QSight® LX50 UHPLC and QSight 220 Mass Spectrometer

All moisture analysis is determined by loss-on-drying measurement using OHAUS Model MB90 Moisture Content Readers.

Certified by: Luke E. M.  
 Luke Emerson Mason (Laboratory Director, Bia Diagnostics)

This report shall not be reproduced except in full without approval of the laboratory. This is to provide assurance that parts of a report are not taken out of context.

Results apply to the samples as received.