

Certificate of Analysis

Company: Theory Wellness of VT
 768 Putney Rd
 Brattleboro, VT 05301

Sample ID: Vape Oil- Distillate- Tahoe OG
Lot: 0054-DISTAHO1
Matrix: Distillate

Report Date: 10/12/2023
Date Analyzed: 10/6/2023

Customer ID: 230609-0
Grower License #: MANU0054

Date Sampled: N/A
Date Received: 10/2/2023

Analyst: 048
Report ID: C231002BE

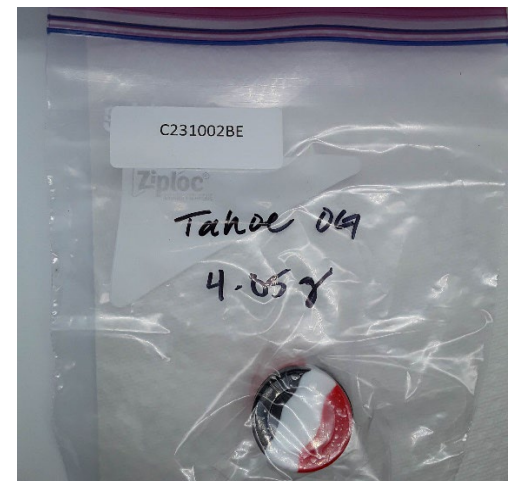
Terpenes Summary

Terpene	LOQ (mg/g)	Results (mg/g)	Weight (%)
α - Pinene	0.010	6.233	0.623
Camphene	0.010	0.664	0.066
β -Myrcene	0.010	2.482	0.248
b-Pinene	0.010	5.433	0.543
3-Carene	0.010	0.067	0.007
α -Terpinene	0.010	0.149	0.015
Limonene	0.010	3.530	0.353
p-Cymene	0.010	<LOQ	<LOQ
Ocimene	0.010	<LOQ	<LOQ
Eucalyptol	0.010	0.579	0.058
γ -Terpinene	0.010	0.195	0.020
Terpinolene	0.010	1.430	0.143
Linalool	0.010	5.171	0.517
Isopulegol	0.010	<LOQ	<LOQ
Geraniol	0.010	0.049	0.005
Caryophyllene	0.010	6.016	0.602
α -Humulene	0.010	3.309	0.331
Trans-Nerolidol	0.010	<LOQ	<LOQ
Cis-Nerolidol	0.010	<LOQ	<LOQ
Guaiol	0.010	0.016	0.002
Caryophyllene Oxide	0.010	0.024	0.002
α -Bisabolol	0.010	0.019	0.002
Total Terpenes		35.366	3.537

N/A
Percent Moisture

LOQ = The lowest quantity this method can reliably detect. Any terpene that was not detected is assumed to be less than the stated LOQ (<LOQ).

Terpene Methodology: Headspace Sampler, Gas Chromatography-Mass Spectrometry (GC-MS), using Perkin Elmer Clarus® SQ8 GC MS



Reagent Blanks: < LOQs for all analytes

All results reflect dry weight of material, based on % moisture of the sample.

All moisture analysis is determined by loss-on-drying measurement using OHAUS Model MB90 Moisture Content Readers.

This report shall not be reproduced except in full without approval of the laboratory. This is to provide assurance that parts of a report are not taken out of context. Results apply to the samples as received.

Certified by: _____

Luke E. M.

Luke Emerson Mason (Laboratory Director, Bia Diagnostics)

Certificate of Analysis

Company: Theory Wellness of VT
 768 Putney Rd
 Brattleboro, VT 05301

Sample ID: Vape Oil- Distillate- Tahoe OG

Lot: 0054-DISTAHO1

Matrix: Distillate

Report Date: 10/12/2023

Date Analyzed: 10/12/2023

Customer ID: 230609-0

Date Sampled: N/A

Analyst: 049


Grower License #: MANU0054

Date Received: 10/2/2023

Report ID: C231002BE

Pathogen Summary

Target Pathogens	Method	LOD (cfu/g)	Result (cfu/g)
Aspergillus - flavus, fumigatus, niger, terreus	Aspergillus AOAC PTM No. 032104	5	<LOD
STEC	STEC Virx AOAC PTM No. 121203	5	<LOD
Salmonella spp.	Salmonella II AOAC PTM No. 010803	5	<LOD



Test Methodology: Bio-Rad IQ-Check PCR Kits

cfu/g = colony forming units per gram

LOD = The lowest quantity that this method can reliably detect. Any microbial growth that was not detected is assumed to be less than the stated LOD (<LOD).

Reagent Blanks: <LOD for all analytes

This report shall not be reproduced except in full without approval of the laboratory. This is to provide assurance that parts of a report are not taken out of context. Results apply to the samples as received.

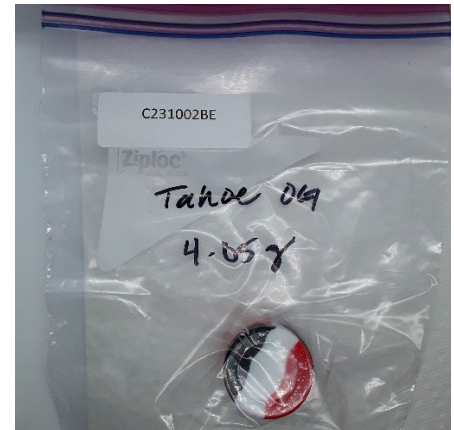
Certified by: 
 Luke Emerson Mason (Laboratory Director, Bia Diagnostics)

Certificate of Analysis

Company: Theory Wellness of VT 768 Putney Rd Brattleboro, VT 05301 Customer ID: 230609-0 Grower License #: MANU0054	Sample ID: Vape Oil- Distillate- Tahoe OG Lot: 0054-DISTAHO1 Matrix: Distillate Date Sampled: N/A Date Received: 10/2/2023	Report Date: 10/11/2023 Date Analyzed: 10/11/2023 Analyst: 048 Report ID: C231002BE
--	---	--

Heavy Metal Summary

Heavy Metal Profile	LOQ (ppm)	Concentration (ppm)
Arsenic (As)	0.0001	0.0020
Cadmium (Cd)	0.0001	<LOQ
Mercury (Hg)	0.0001	<LOQ
Lead (Pb)	0.0001	0.0020



N/A
Percent Moisture

Heavy Metal Methodology: ICP-MS using PerkinElmer NexION® 2000 ICP Mass Spectrometer

Reagent Blanks: < LOQs for all analytes

ppm = parts per million

LOQ = The lowest quantity that this method can reliably detect. Any heavy metal that was not detected is assumed to be less than the stated LOQ (<LOQ).

All results reflect dry weight of material, based on % moisture of the sample.

All moisture analysis is determined by loss-on-drying measurement using OHAUS Model MB90 Moisture Content Readers.

This report shall not be reproduced except in full without approval of the laboratory. This is to provide assurance that parts of a report are not taken out of context. Results apply to the samples as received.

Certified by: _____



Luke Emerson Mason (Laboratory Director, Bia Diagnostics)

Certificate of Analysis

Company: Theory Wellness of VT
 768 Putney Rd
 Brattleboro, VT 05301

Sample ID: Vape Oil- Distillate- Tahoe OG

Lot: 0054-DISTAHO1

Report Date: 10/11/2023

Matrix: Distillate

Date Analyzed: 10/5/2023

Customer ID: 230609-0

Date Sampled: N/A

Analyst: 048

Grower License #: MANU0054

Date Received: 10/2/2023

Report ID: C231002BE

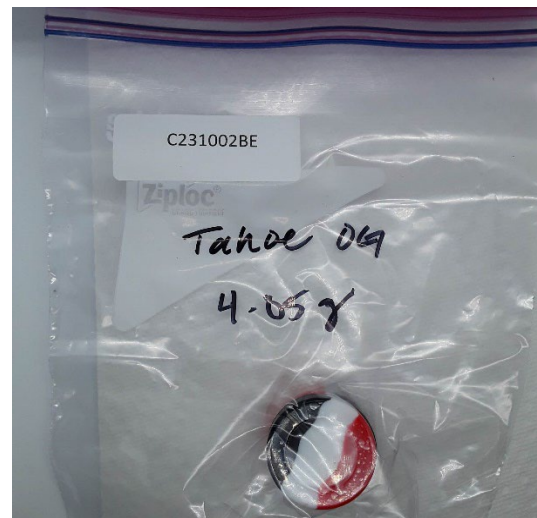
Residual Solvents Summary

Residual Solvent	LOQ (µg/g)	Results (µg/g)
Benzene	0.20	<LOQ
Chloroform	6.00	<LOQ
Methylene Chloride	60.00	<LOQ
Trichloroethylene	500.00	<LOQ
Acetone	500.00	<LOQ
Acetonitrile	40.00	<LOQ
Propane	500.00	<LOQ
Butane	500.00	<LOQ
Ethanol	500.00	<LOQ
Ethyl acetate	500.00	<LOQ
Ethyl Ether	500.00	<LOQ
Heptane	500.00	<LOQ
Hexane	30.00	<LOQ
Isopropyl Alcohol	500.00	<LOQ
Methanol	300.00	<LOQ
Pentane	500.00	<LOQ
Toluene	90.00	<LOQ
Total Xylenes	200.00	<LOQ

LOQ = The lowest quantity that this method can reliably detect. Any residual solvent that was not detected is assumed to be less than the stated LOQ (<LOQ).

Residual Solvent Methodology: Headspace Sampler, Gas Chromatography-Mass Spectrometry (GC-MS), using Perkin Elmer Clarus® SQ8 GC MS

Reagent Blanks: < LOQs for all analytes



This report shall not be reproduced except in full without approval of the laboratory. This is to provide assurance that parts of a report are not taken out of context. Results apply to the samples as received.

Certified by: Luke E. M.
 Luke Emerson Mason (Laboratory Director, Bia Diagnostics)

