

Certificate of Analysis

Company: Theory Wellness of VT
 768 Putney Rd
 Brattleboro, VT 05301

Sample ID: Vape Oil - Distillate - Raspberry Parfait

Lot: 0054-DISRAPA1

Report Date: 12/1/2023

Matrix: Distillate

Date Analyzed: 11/30/2023

Customer ID: 230609-0

Date Sampled: N/A

Analyst: 048

Grower License #: MANU0054

Date Received: 11/7/2023

Report ID: C231107AV

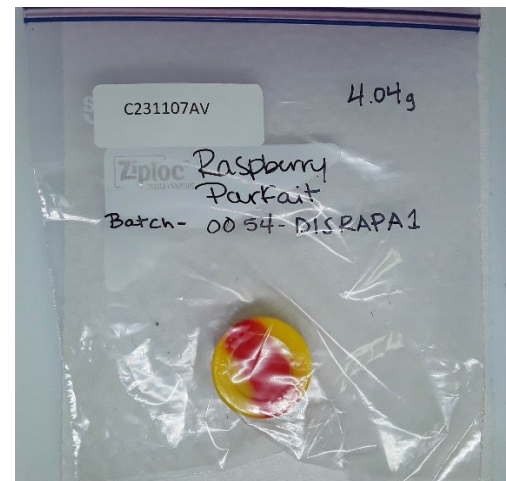
Terpenes Summary

Terpene	LOQ (mg/g)	Results (mg/g)	Weight (%)
α - Pinene	0.010	9.441	0.944
Camphene	0.010	0.708	0.071
β -Myrcene	0.010	7.804	0.780
b-Pinene	0.010	8.709	0.871
3-Carene	0.010	1.088	0.109
α -Terpinene	0.010	<LOQ	<LOQ
Limonene	0.010	12.993	1.299
p-Cymene	0.010	<LOQ	<LOQ
Ocimene	0.010	8.743	0.874
Eucalyptol	0.010	0.611	0.061
γ -Terpinene	0.010	0.271	0.027
Terpinolene	0.010	3.448	0.345
Linalool	0.010	5.638	0.564
Isopulegol	0.010	<LOQ	<LOQ
Geraniol	0.010	0.116	0.012
Caryophyllene	0.010	7.207	0.721
α -Humulene	0.010	3.852	0.385
Trans-Nerolidol	0.010	<LOQ	<LOQ
Cis-Nerolidol	0.010	<LOQ	<LOQ
Guaiol	0.010	0.017	0.002
Caryophyllene Oxide	0.010	0.029	0.003
α -Bisabolol	0.010	<LOQ	<LOQ
Total Terpenes		70.675	7.068

N/A
Percent Moisture

LOQ = The lowest quantity this method can reliably detect. Any terpene that was not detected is assumed to be less than the stated LOQ (<LOQ).

Terpene Methodology: Headspace Sampler, Gas Chromatography-Mass Spectrometry (GC-MS), using Perkin Elmer Clarus® SQ8 GC MS



Reagent Blanks: < LOQs for all analytes

All results reflect dry weight of material, based on % moisture of the sample.

All moisture analysis is determined by loss-on-drying measurement using OHAUS Model MB90 Moisture Content Readers.

This report shall not be reproduced except in full without approval of the laboratory. This is to provide assurance that parts of a report are not taken out of context. Results apply to the samples as received.

Certified by:

Luke E. M.

Luke Emerson Mason (Laboratory Director, Bia Diagnostics)

Certificate of Analysis

Company: Theory Wellness of VT
 768 Putney Rd
 Brattleboro, VT 05301

Sample ID: Vape Oil - Distillate - Raspberry Parfait

Lot: 0054-DISRAPA1

Report Date: 11/30/2023

Date Analyzed: 11/30/2023

Customer ID: 230609-0

Matrix: Distillate

Analyst: 018

Grower License #: MANU0054

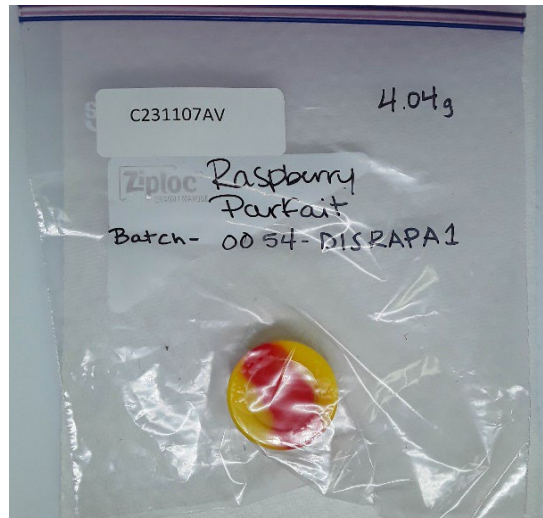
Date Sampled: N/A

Date Received: 11/7/2023

Report ID: C231107AV

Pathogen Summary

Target Pathogens	Method	LOD (cfu/g)	Result (cfu/g)
Aspergillus - flavus, fumigatus, niger, terreus	Aspergillus AOAC PTM No. 032104	5	<LOD
STEC	STEC Virx AOAC PTM No. 121203	5	<LOD
Salmonella spp.	Salmonella II AOAC PTM No. 010803	5	<LOD



Test Methodology: Bio-Rad IQ-Check PCR Kits

cfu/g = colony forming units per gram

LOD = The lowest quantity that this method can reliably detect. Any microbial growth that was not detected is assumed to be less than the stated LOD (<LOD).

Reagent Blanks: <LOD for all analytes

This report shall not be reproduced except in full without approval of the laboratory. This is to provide assurance that parts of a report are not taken out of context. Results apply to the samples as received.

Certified by: *Luke E. M.*
 Luke Emerson Mason (Laboratory Director, Bia Diagnostics)

Certificate of Analysis

Company: Theory Wellness of VT
 768 Putney Rd
 Brattleboro, VT 05301

Sample ID: Vape Oil - Distillate - Raspberry Parfait

Lot: 0054-DISRAPA1

Report Date: 12/1/2023

Matrix: Distillate

Date Analyzed: 11/29/2023

Customer ID: 230609-0

Date Sampled: N/A

Analyst: 048

Grower License #: MANU0054

Date Received: 11/7/2023

Report ID: C231107AV

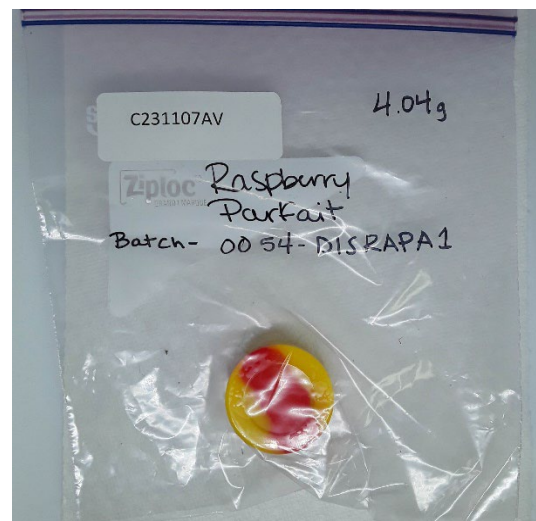
Residual Solvents Summary

Residual Solvent	LOQ (µg/g)	Results (µg/g)
Benzene	0.20	<LOQ
Chloroform	6.00	<LOQ
Methylene Chloride	500.00	<LOQ
Trichloroethylene	500.00	<LOQ
Acetone	40.00	<LOQ
Acetonitrile	500.00	<LOQ
Propane	500.00	<LOQ
Butane	500.00	<LOQ
Ethanol	500.00	<LOQ
Ethyl acetate	500.00	<LOQ
Ethyl Ether	500.00	<LOQ
Heptane	500.00	<LOQ
Hexane	30.00	<LOQ
Isopropyl Alcohol	500.00	<LOQ
Methanol	300.00	<LOQ
Pentane	500.00	<LOQ
Toluene	90.00	<LOQ
Total Xylenes	200.00	<LOQ

LOQ = The lowest quantity that this method can reliably detect. Any residual solvent that was not detected is assumed to be less than the stated LOQ (<LOQ).

Residual Solvent Methodology: Headspace Sampler, Gas Chromatography-Mass Spectrometry (GC-MS), using Perkin Elmer Clarus® SQ8 GC MS

Reagent Blanks: < LOQs for all analytes



This report shall not be reproduced except in full without approval of the laboratory. This is to provide assurance that parts of a report are not taken out of context. Results apply to the samples as received.

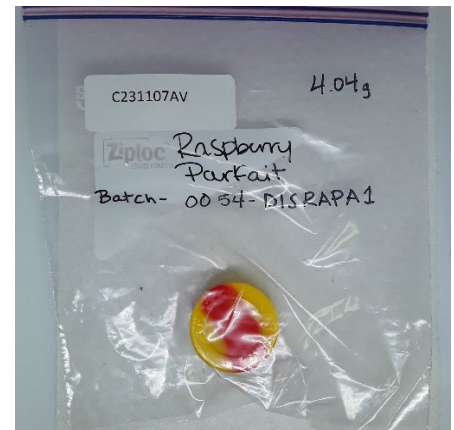
Certified by: Luke E. M.
 Luke Emerson Mason (Laboratory Director, Bia Diagnostics)

Certificate of Analysis

<p>Company: Theory Wellness of VT 768 Putney Rd Brattleboro, VT 05301</p> <p>Customer ID: 230609-0</p> <p>Grower License #: MANU0054</p>	<p>Sample ID: Vape Oil - Distillate - Raspberry Parfait</p> <p>Lot: 0054-DISRAPA1</p> <p>Matrix: Distillate</p> <p>Date Sampled: N/A</p> <p>Date Received: 11/7/2023</p>	<p>Report Date: 11/22/2023</p> <p>Date Analyzed: 11/22/2023</p> <p>Analyst: 048</p> <p>Report ID: C231107AV</p>
---	---	---

Heavy Metal Summary

Heavy Metal Profile	LOQ (ppm)	Concentration (ppm)
Arsenic (As)	0.0001	0.0060
Cadmium (Cd)	0.0001	<LOQ
Mercury (Hg)	0.0001	<LOQ
Lead (Pb)	0.0001	0.0060



N/A
Percent Moisture

Heavy Metal Methodology: ICP-MS using PerkinElmer NexION® 2000 ICP Mass Spectrometer

Reagent Blanks: < LOQs for all analytes

ppm = parts per million

LOQ = The lowest quantity that this method can reliably detect. Any heavy metal that was not detected is assumed to be less than the stated LOQ (<LOQ).

All results reflect dry weight of material, based on % moisture of the sample.

All moisture analysis is determined by loss-on-drying measurement using OHAUS Model MB90 Moisture Content Readers.

This report shall not be reproduced except in full without approval of the laboratory. This is to provide assurance that parts of a report are not taken out of context. Results apply to the samples as received.

Certified by: _____



Luke Emerson Mason (Laboratory Director, Bia Diagnostics)

