

Certificate of Analysis

Company: Theory Wellness of VT

768 Putney Rd

Brattleboro, VT 05301

Customer ID: 230609-0

Grower License #: MANU0054

Sample ID: Vape Oil - Distillate - Skywalker OG

Lot: 0054-DISSKWA1

Matrix: Distillate

Date Sampled: N/A

Date Received: 11/7/2023

Report Date: 11/27/2023

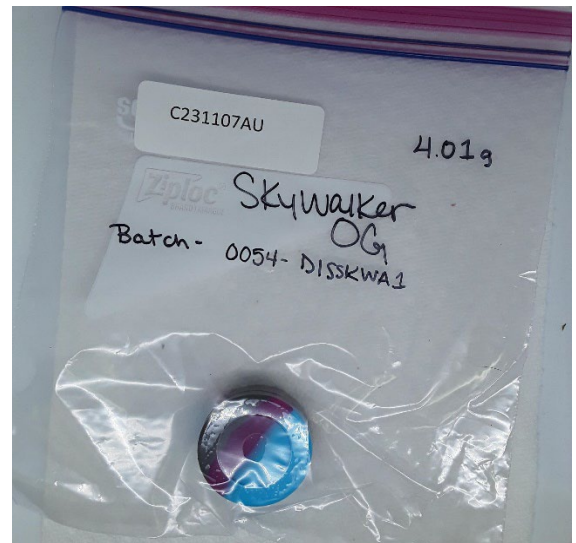
Date Analyzed: 11/22/2023

Analyst: 011

Report ID: C231107AU

Cannabinoid Summary

Cannabinoid Profile	LOQ (mg/g)	Concentration (mg/g)	Weight (%)
CBDVA	0.0005	<LOQ	<LOQ
CBDV	0.0012	<LOQ	<LOQ
CBDA	0.0008	<LOQ	<LOQ
CBGA	0.0008	<LOQ	<LOQ
CBG	0.0019	16.39	1.64
CBD	0.0019	1.52	0.15
THCV	0.0021	4.22	0.42
CBN	0.0013	9.45	0.95
Δ9-THC	0.0020	641.60	64.16
Δ8-THC	0.0019	<LOQ	<LOQ
THC-A	0.0034	9.87	0.99
CBC	0.0024	9.87	0.99
Total THC		650.25	65.03
Total CBD		1.52	0.15
Total Cannabinoids		692.93	69.29

65.03%
Total THC
0.15%
Total CBD
69.29%
**Total
Cannabinoids**
64.16%
Δ9-THC
N/A
**Percent
Moisture**
1 : 0
**THC : CBD
Ratio**


Cannabinoids Methodology: High Performance Liquid Chromatography (HPLC) using PerkinElmer FLEXAR™ with Photo Diode Array Detector (PDA)

Total CBD and total THC are calculated values, to account for assumed decarboxylation from the acid form (THCA or CBDA) to the neutral form, causing weight loss of the acid group. These values are calculated as follows:

Total THC = (THCA × 0.877) + Δ9-THC Total CBD = (CBDA × 0.877) + CBD
 Ratio of Total CBD: Total THC Reagent Blanks: < LOQs for all analytes

LOQ = The lowest quantity that this method can reliably detect. Any cannabinoid that was not detected is assumed to be less than the stated LOQ (<LOQ).

All results reflect dry weight of material, based on % moisture of the sample.

Measurement of Uncertainty (MU): the parameter, associated with the result of a measurement, that characterizes the dispersion of the values that could reasonably be attributed to the particular quantity subject to measurement.

Δ9-THC MU = ±0.005% Total THC MU = ±0.007%

All other cannabinoid MU values are available upon request.

All moisture analysis is determined by loss-on-drying measurement using OHAUS Model MB90 Moisture Content Readers.

This report shall not be reproduced except in full without approval of the laboratory. This is to provide assurance that parts of a report are not taken out of context. Results apply to the samples as received.

Certified by: Luke E.M.
 Luke Emerson Mason (Laboratory Director, Bia Diagnostics)

Certificate of Analysis

Company: Theory Wellness of VT
 768 Putney Rd
 Brattleboro, VT 05301

Sample ID: Vape Oil - Distillate - Skywalker OG

Lot: 0054-DISSKWA1

Report Date: 12/1/2023

Customer ID: 230609-0

Matrix: Distillate

Date Analyzed: 11/30/2023

Grower License #: MANU0054

Date Sampled: N/A
Date Received: 11/7/2023

Analyst: 048

Report ID: C231107AU

Terpenes Summary

Terpene	LOQ (mg/g)	Results (mg/g)	Weight (%)
α - Pinene	0.010	8.798	0.880
Camphene	0.010	0.796	0.080
β -Myrcene	0.010	7.161	0.716
b-Pinene	0.010	10.947	1.095
3-Carene	0.010	0.448	0.045
α -Terpinene	0.010	<LOQ	<LOQ
Limonene	0.010	9.066	0.907
ρ -Cymene	0.010	<LOQ	<LOQ
Ocimene	0.010	4.563	0.456
Eucalyptol	0.010	1.284	0.128
γ -Terpinene	0.010	0.342	0.034
Terpinolene	0.010	1.040	0.104
Linalool	0.010	6.087	0.609
Isopulegol	0.010	<LOQ	<LOQ
Geraniol	0.010	0.132	0.013
Caryophyllene	0.010	8.563	0.856
α -Humulene	0.010	4.961	0.496
Trans-Nerolidol	0.010	<LOQ	<LOQ
Cis-Nerolidol	0.010	<LOQ	<LOQ
Guaiol	0.010	0.017	0.002
Caryophyllene Oxide	0.010	0.039	0.004
α -Bisabolol	0.010	<LOQ	<LOQ
Total Terpenes		64.244	6.425

N/A
Percent Moisture

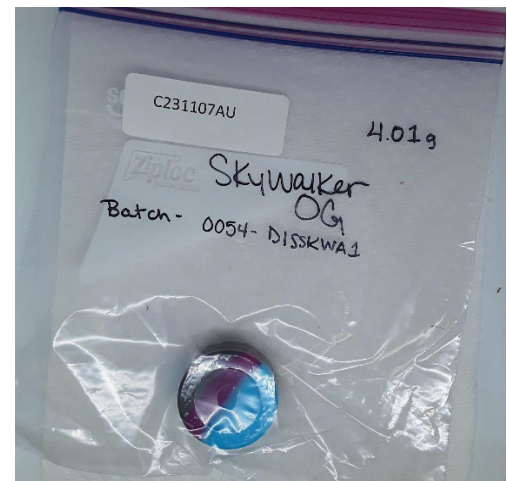
LOQ = The lowest quantity this method can reliably detect. Any terpene that was not detected is assumed to be less than the stated LOQ (<LOQ).

Terpene Methodology: Headspace Sampler, Gas Chromatography-Mass Spectrometry (GC-MS), using Perkin Elmer Clarus® SQ8 GC MS

Reagent Blanks: < LOQs for all analytes

All results reflect dry weight of material, based on % moisture of the sample.

All moisture analysis is determined by loss-on-drying measurement using OHAUS Model MB90 Moisture Content Readers.



This report shall not be reproduced except in full without approval of the laboratory. This is to provide assurance that parts of a report are not taken out of context. Results apply to the samples as received.

Certified by:

Luke E.M

Luke Emerson Mason (Laboratory Director, Bia Diagnostics)

Certificate of Analysis

Company: Theory Wellness of VT
 768 Putney Rd
 Brattleboro, VT 05301

Sample ID: Vape Oil - Distillate - Skywalker OG

Lot: 0054-DISSKWA1

Report Date: 11/30/2023

Date Analyzed: 11/30/2023

Matrix: Distillate

Analyst: 018

Customer ID: 230609-0

Date Sampled: N/A


Report ID: C231107AU

Grower License #: MANU0054

Date Received: 11/7/2023

Pathogen Summary

Target Pathogens	Method	LOD (cfu/g)	Result (cfu/g)
Aspergillus - flavus, fumigatus, niger, terreus	Aspergillus AOAC PTM No. 032104	5	<LOD
STEC	STEC Virx AOAC PTM No. 121203	5	<LOD
Salmonella spp.	Salmonella II AOAC PTM No. 010803	5	<LOD



Test Methodology: Bio-Rad IQ-Check PCR Kits

cfu/g = colony forming units per gram

LOD = The lowest quantity that this method can reliably detect. Any microbial growth that was not detected is assumed to be less than the stated LOD (<LOD).

Reagent Blanks: <LOD for all analytes

This report shall not be reproduced except in full without approval of the laboratory. This is to provide assurance that parts of a report are not taken out of context. Results apply to the samples as received.

Certified by: *Luke E. M.*
 Luke Emerson Mason (Laboratory Director, Bia Diagnostics)

Certificate of Analysis

Company: Theory Wellness of VT
 768 Putney Rd
 Brattleboro, VT 05301

Sample ID: Vape Oil - Distillate - Skywalker OG

Lot: 0054-DISSKWA1

Report Date: 12/1/2023

Matrix: Distillate

Date Analyzed: 11/29/2023

Customer ID: 230609-0

Date Sampled: N/A

Analyst: 048

Grower License #: MANU0054

Date Received: 11/7/2023

Report ID: C231107AU

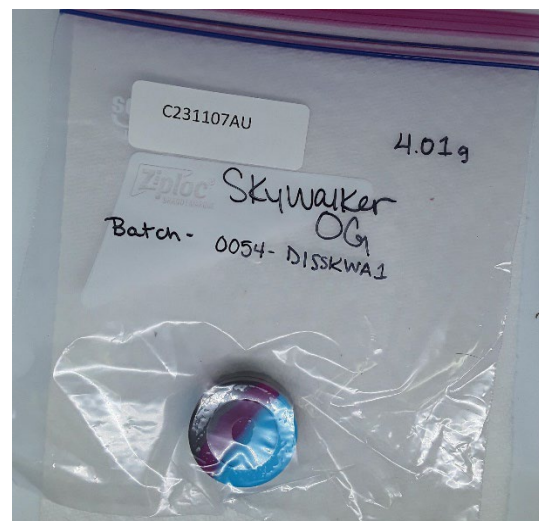
Residual Solvents Summary

Residual Solvent	LOQ (µg/g)	Results (µg/g)
Benzene	0.20	<LOQ
Chloroform	6.00	<LOQ
Methylene Chloride	500.00	<LOQ
Trichloroethylene	500.00	<LOQ
Acetone	40.00	<LOQ
Acetonitrile	500.00	<LOQ
Propane	500.00	<LOQ
Butane	500.00	<LOQ
Ethanol	500.00	<LOQ
Ethyl acetate	500.00	<LOQ
Ethyl Ether	500.00	<LOQ
Heptane	500.00	<LOQ
Hexane	30.00	<LOQ
Isopropyl Alcohol	500.00	<LOQ
Methanol	300.00	<LOQ
Pentane	500.00	<LOQ
Toluene	90.00	<LOQ
Total Xylenes	200.00	<LOQ

LOQ = The lowest quantity that this method can reliably detect. Any residual solvent that was not detected is assumed to be less than the stated LOQ (<LOQ).

Residual Solvent Methodology: Headspace Sampler, Gas Chromatography-Mass Spectrometry (GC-MS), using Perkin Elmer Clarus® SQ8 GC MS

Reagent Blanks: < LOQs for all analytes



This report shall not be reproduced except in full without approval of the laboratory. This is to provide assurance that parts of a report are not taken out of context. Results apply to the samples as received.

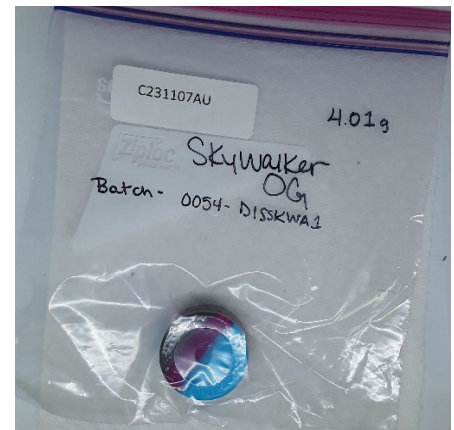
Certified by: Luke E. M.
 Luke Emerson Mason (Laboratory Director, Bia Diagnostics)

Certificate of Analysis

Company: Theory Wellness of VT 768 Putney Rd Brattleboro, VT 05301 Customer ID: 230609-0 Grower License #: MANU0054	Sample ID: Vape Oil - Distillate - Skywalker OG Lot: 0054-DISSKWA1 Matrix: Distillate Date Sampled: N/A Date Received: 11/7/2023	Report Date: 11/22/2023 Date Analyzed: 11/22/2023 Analyst: 048 Report ID: C231107AU
--	---	--

Heavy Metal Summary

Heavy Metal Profile	LOQ (ppm)	Concentration (ppm)
Arsenic (As)	0.0001	0.0050
Cadmium (Cd)	0.0001	<LOQ
Mercury (Hg)	0.0001	<LOQ
Lead (Pb)	0.0001	0.0040



N/A
Percent Moisture

Heavy Metal Methodology: ICP-MS using PerkinElmer NexION® 2000 ICP Mass Spectrometer

Reagent Blanks: < LOQs for all analytes

ppm = parts per million

LOQ = The lowest quantity that this method can reliably detect. Any heavy metal that was not detected is assumed to be less than the stated LOQ (<LOQ).

All results reflect dry weight of material, based on % moisture of the sample.

All moisture analysis is determined by loss-on-drying measurement using OHAUS Model MB90 Moisture Content Readers.

This report shall not be reproduced except in full without approval of the laboratory. This is to provide assurance that parts of a report are not taken out of context. Results apply to the samples as received.

Certified by: _____



Luke Emerson Mason (Laboratory Director, Bia Diagnostics)

Certificate of Analysis

Company: Theory Wellness of VT
 768 Putney Rd
 Brattleboro, VT 05301

Sample ID: Vape Oil - Distillate - Skywalker OG

Lot: 0054-DISSKWA1

Report Date: 11/27/2023

Matrix: Distillate

Date Analyzed: 11/21/2023

Customer ID: 230609-0

Date Sampled: N/A

Analyst: 045

Grower License #: MANU0054

Date Received: 11/7/2023

Report ID: C231107AU

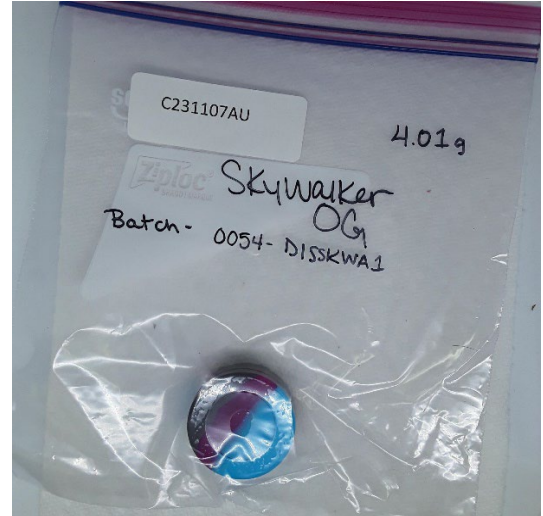
Pesticides/Mycotoxins Summary

Category II Residual Pesticide	LOQ (ppm)	Concentration (ppm)
Abamectin	0.0100	<LOQ
Acephate	0.0010	<LOQ
Acequinocyl	0.0010	<LOQ
Azoxystrobin	0.0010	<LOQ
Bifenazate	0.0010	<LOQ
Bifenthrin	0.0010	<LOQ
Carbaryl	0.0010	<LOQ
Cypermethrin	0.0100	<LOQ
Etoazole	0.0010	<LOQ
Imidacloprid	0.0010	<LOQ
Myclobutanil	0.0010	<LOQ
Pyrethrin I	0.0010	<LOQ
Pyrethrin II	0.0010	<LOQ
Spinosyn A	0.0010	<LOQ
Spinosyn D	0.0010	<LOQ

Category II Mycotoxin	LOQ (ppm)	Concentration (ppm)
Ochratoxin A	0.0020	NOT TESTED
Aflatoxin B1	0.0002	NOT TESTED
Alfatoxin B2	0.0010	NOT TESTED
Alfatoxin G1	0.0002	NOT TESTED
Alfatoxin G2	0.0010	NOT TESTED

Category I Residual Pesticide	LOQ (ppm)	Concentration (ppm)
Chlorpyrifos	0.0010	<LOQ
Imazalil	0.0010	<LOQ

N/A
Percent Moisture



LOQ = The lowest quantity this method can reliably detect. Any pesticide or mycotoxins that was not detected is assumed to be less than the stated LOQ (<LOQ).

All results reflect dry weight of material, based on % moisture of the sample.

ppb = parts per billion

Pesticides/Mycotoxin Methodology: Liquid Chromatography with Tandem Mass Spectrometry using PerkinElme QSight® LX50 UHPLC and QSight 220 Mass Spectrometer

All moisture analysis is determined by loss-on-drying measurement using OHAUS Model MB90 Moisture Content Readers.

Certified by: Luke E. M.
 Luke Emerson Mason (Laboratory Director, Bia Diagnostics)

This report shall not be reproduced except in full without approval of the laboratory. This is to provide assurance that parts of a report are not taken out of context.

Results apply to the samples as received.